



**Art.-Nr: ASMU019ML-WS**

**Exit sign Central power supply**

**Universal, ML, Central power supply, 22 m, IP40, Aluminium, white**

ASMU is an innovative aluminium multifunctional edge luminaire for universal mounting (wall/ceiling). It is suited for maintained and non-maintained mode. It's easy to install and has variably useable pictograms to increase planning security. Pictogram set (left, right, straight up and down, blind) included. Signs according to EN 60598-1, EN 60598-2-22 and EN 1838 norms.



[More information](#)



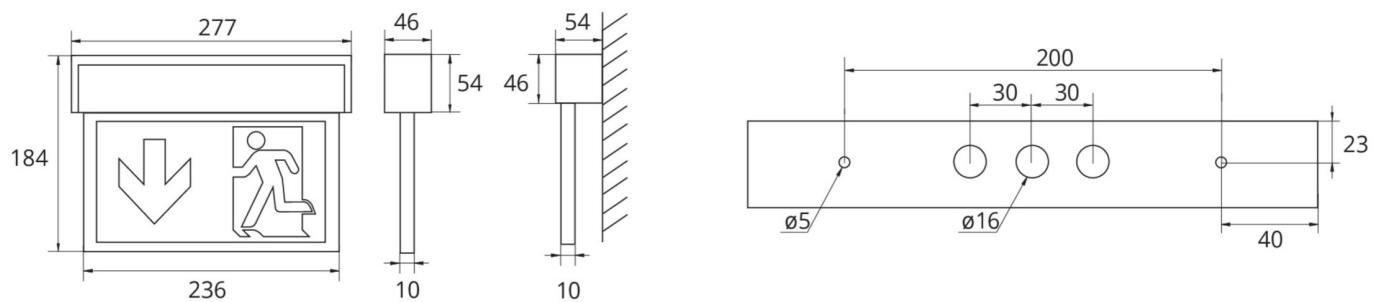
## TECHNICAL DATA

Luminaire type	Exit sign
Mounting	Universal
Recognition distance	22 m
Pictograph	Set
Illuminant	LED
Housing material	Aluminium
Housing color	white
Protection type (IP)	IP40
Impact resistance (IK)	3
Certification	Waste disposal, CE, TÜV Rheinland Type approved, ENEC
Insulation class	1
Supply	Central power supply
Monitoring	ML
Bridging time	Central power supply
Operating mode	single luminaire switching
Input voltage AC	230 V
Input frequency	50 / 60 Hz
Input voltage DC	216 V
Power max.	3,2 W
Power DS	3,2 W
Power BS	1 W



Depth	54 mm
Width	277 mm
Height	184 mm
Weight	0.81
Weight incl. packaging	0.98
Connection cross-section	2.5 mm <sup>2</sup>
Switching input	No
Emergency light blocking	No
Battery connection	No
Dimming function	Yes
Luminous flux mains	220 lm
Luminous flux emergency	220 lm
Customs tariff number	94056180
Country of origin	DEUTSCHLAND
EAN	4260581712389

## TECHNICAL DRAWING





## ACCESSORY LIST

DSA -  
2PS-EB -



## RELATED PRODUCTS

Art.-No.	Image	Monitoring	Supply	Color	Investment	Automatic log	Maintenance level	Remote maintenance	max. luminaires	Single luminaire monitoring
ASMU019ML		ML	Central power supply		€€€	Yes	low	Yes	1,920 per system	central
ASMU519CC		CoreCompact 24	Central power supply		€€	Yes	low	Yes		central

As of: 28.06.2024 - Subject to technical changes and errors.