



**Art.-Nr: AXD401SC-AZ**

**Exit sign**

**Recessed mounting, SelfControl (SC), 1 h, 30 m, IP40, Zinc die-cast, Anthracite**

Modern zinc die-cast emergency exit sign luminaire for surface mounting on the ceiling. Escape and emergency routes can be identified on either one or two sides.

It is part of the A series luminaire family, which provides solutions for any mounting and has won the German Design Award for its uniform, straight-line design.

Automatic monitoring of safety luminaire with SelfControl. The innovative integrated lens holder with a rapid fitting fixture permits the flexible use of various lens types. Using the right lens allows the distribution of light to be matched perfectly to the application and simplifies illumination which satisfies all relevant standards. A round lens and hall lens are supplied with every luminaire, allowing it to be adapted perfectly to the respective mounting situation. Other lenses, such as a spotlight lens, beam lens or H lens, are available as options.



More information

[www.rp-group.com/en/item/AXD401SC-AZ](http://www.rp-group.com/en/item/AXD401SC-AZ)



## TECHNICAL DATA

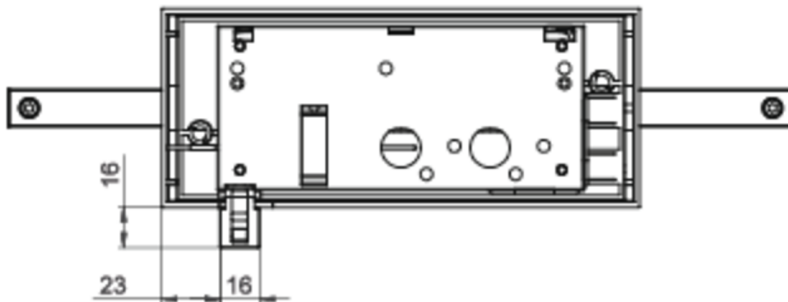
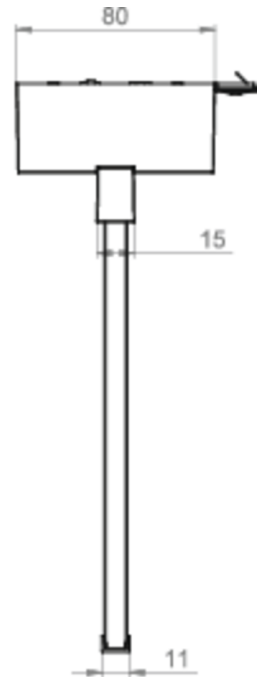
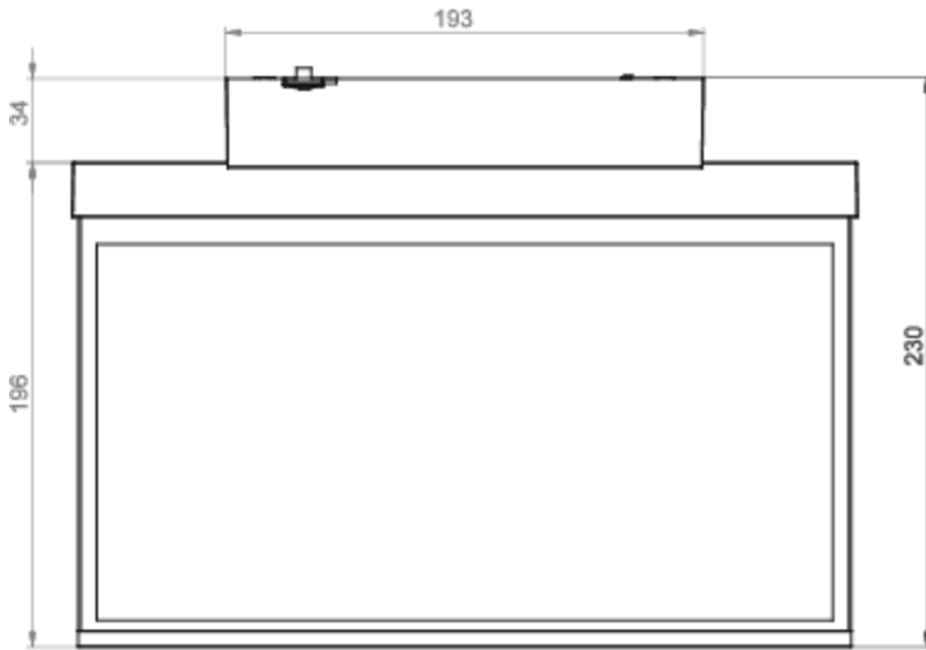
Luminaire type	Exit sign
Mounting	Recessed mounting
Recognition distance	30 m
Pictograph	Set
Illuminant	LED
Housing material	Zinc die-cast
Housing color	Anthracite
Protection type (IP)	IP40
Impact resistance (IK)	≥ 3
Certification	WEEE, CE, ENEC
Insulation class	2
Monitoring	SelfControl (SC)
Bridging time	1 h
Battery	LiFePO4 6,4 V/1,2 Ah

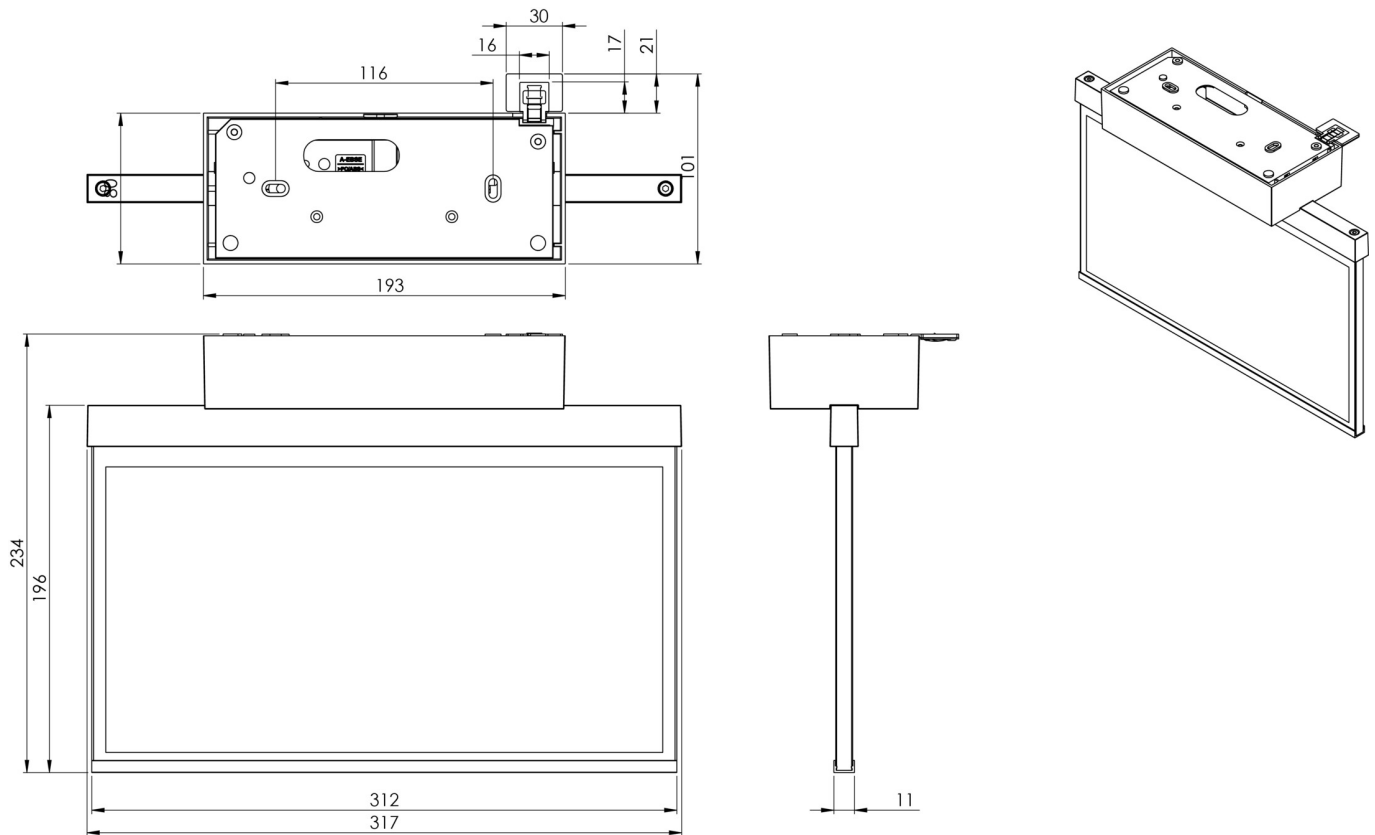


Power max.	4,2 W
Power DS	3,4 W
Power BS	0,9 W
Ambient temperature DS	-5 °C - 40 °C
Ambient temperature BS	-5 °C - 40 °C
Depth	80 mm
Width	312 mm
Height	228 mm
Weight	1.83
Weight incl. packaging	2.32
Customs tariff number	94056180
EAN	4260766555367



## TECHNICAL DRAWING





## ACCESSORY LIST

AM-X-APA - Surface-mounted adapter AM/AX

As of: 11.10.2024 - Subject to technical changes and errors.