




**Art.-Nr: EAQL423WL**  
**Safety luminaire Single Battery**  
**Recessed mounting, Wireless Professional (WL), 3 h, , IP40,**  
**Zinc die-cast, white**

LED safety luminaire for surface mounting on the ceiling and illuminating escape and emergency routes in accordance with DIN EN 60598-1, DIN EN 60598-222 and DIN EN 1838.

The discreet zinc aluminium ceiling luminaire inconspicuously adapts to the ceiling. Since the status LED is fitted in the lens, the harmony of the housing is not interrupted. The use of diffuser lenses and powerful LED ERT technology achieves optimum light distribution and escape and emergency route illumination. The innovative integrated lens holder with a rapid fitting fixture permits the flexible use of various lens types depending on the specific application.

A round lens and hall lens are supplied with every luminaire.

Wireless central control and monitoring for large installations of up to 50,000 luminaires with Wireless Professional. The innovative integrated lens holder with a rapid fitting fixture permits the flexible use of various lens types. Using the right lens allows the distribution of light to be matched perfectly to the application and simplifies illumination which satisfies all relevant standards. A round lens and hall lens are supplied with every luminaire, allowing it to be adapted perfectly to the respective mounting situation. Other lenses, such as a spotlight lens, beam lens or H lens, are available as options.



More information  
[www.rp-group.com/en/item/EAQL423WL](http://www.rp-group.com/en/item/EAQL423WL)



## TECHNICAL DATA

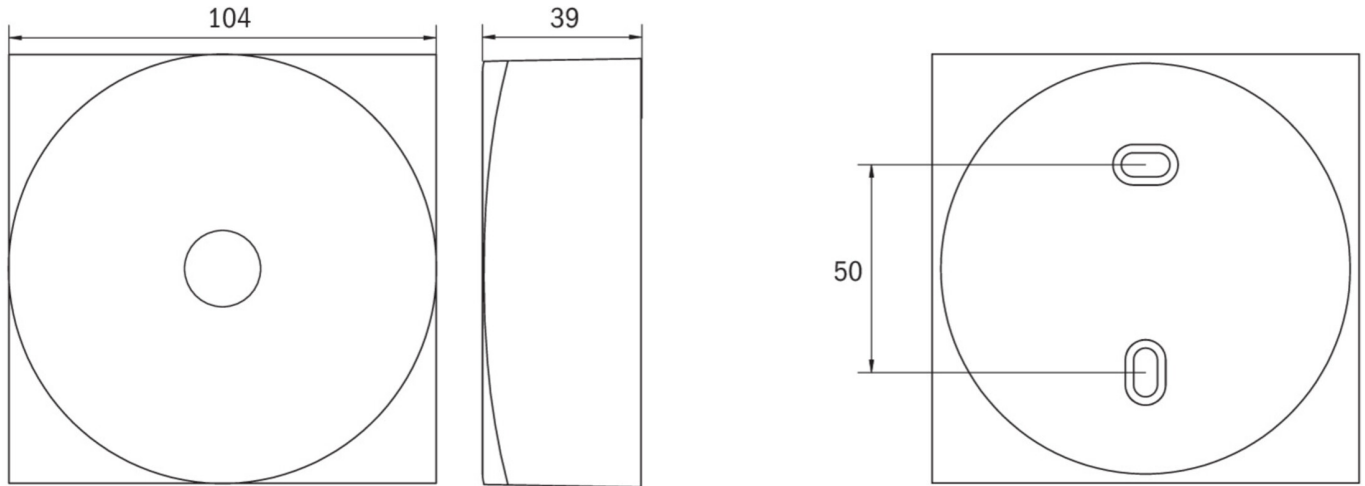
Luminaire type	Safety luminaire
Mounting	Recessed mounting
Pictograph	No
Illuminant	LED
Housing material	Zinc die-cast
Housing color	white
Protection type (IP)	IP40
Impact resistance (IK)	≥ 3
Certification	WEEE, CE, TÜV Rheinland Type approved, ENEC
Insulation class	2



Supply	Single Battery
Monitoring	Wireless Professional (WL)
Bridging time	3 h
Battery	LiFePO4 3,2V V/3,3 Ah
Operating mode	Standby circuit / permanent circuit
Input voltageAC	230 V
Input frequency	50 / 60 Hz
Power max.	3,4 W
Power DS	2,3 W
Power BS	0,4 W
Ambient temperature DS	-5 °C - 40 °C
Ambient temperature BS	-5 °C - 40 °C
Depth	104 mm
Width	104 mm
Height	39 mm
Weight	0.39
Weight incl. packaging	0.43
Connection cross-section	2.5 mm <sup>2</sup>
Switching input	Yes
Emergency light blocking	No
Battery connection	Connector
Dimming function	Yes
Luminous flux mains	130 lm
Luminous flux emergency	250 lm
Customs tariff number	94056180
EAN	4260682158666



## TECHNICAL DRAWING



## ACCESSORY LIST

ILD-APA-02 - IL surface-mounted adapter




LSYS-B4 -

LSYS-F4 -

LSYS-R4 -

LSYS-S4 -

## RELATED PRODUCTS

Art.-No.	Image	Monitoring	Supply	Color	Investment	Automatic log	Maintenance level	Remote maintenance	max. luminaires	Single luminaire monitoring
EAQL423SC		SelfControl (SC)	Single battery	RAL 9003	€	no	high	no	unlimited	itself
EAQL423SC-AZ		SelfControl (SC)	Single battery	RAL 7016	€	no	high	no	unlimited	itself
EAQL423WL-AZ		Wireless Professional (WL)	Single battery	RAL 7016	€€	yes	low	yes	1,000 per system	central

As of: 11.10.2024 - Subject to technical changes and errors.