




Art.-Nr: ILDL428WL-SW
Safety luminaire Single Battery
Recessed mounting, Wireless Professional (WL), 8 h, , IP40,
Plastic, Black

The IL LED safety light with its unobtrusive design is a real all-rounder. Whether as a self-contained light or for connection to central battery systems: it is equipped for almost all requirements and always offers the right solution. The innovative integrated lens carrier with quick-mounting device enables the flexible use of different lens types depending on the application. Round and corridor lenses are already included in the scope of delivery for each light and enable perfect adaptation to the respective installation situation. All versions of the IL are available for surface and recessed mounting.

The IL surface-mounted light consists of only 2 parts, with the ceiling attachment containing the mains connection terminals. The actual lamp is installed without tools and is not connected to the mains voltage when it is dismantled.

Housing color black RAL 9005

Wireless central control and monitoring for large installations of up to 50,000 luminaires with Wireless Professional. The innovative integrated lens holder with a rapid fitting fixture permits the flexible use of various lens types. Using the right lens allows the distribution of light to be matched perfectly to the application and simplifies illumination which satisfies all relevant standards. A round lens and hall lens are supplied with every luminaire, allowing it to be adapted perfectly to the respective mounting situation. Other lenses, such as a spotlight lens, beam lens or H lens, are available as options.



More information
www.rp-group.com/en/item/ILDL428WL-SW



TECHNICAL DATA

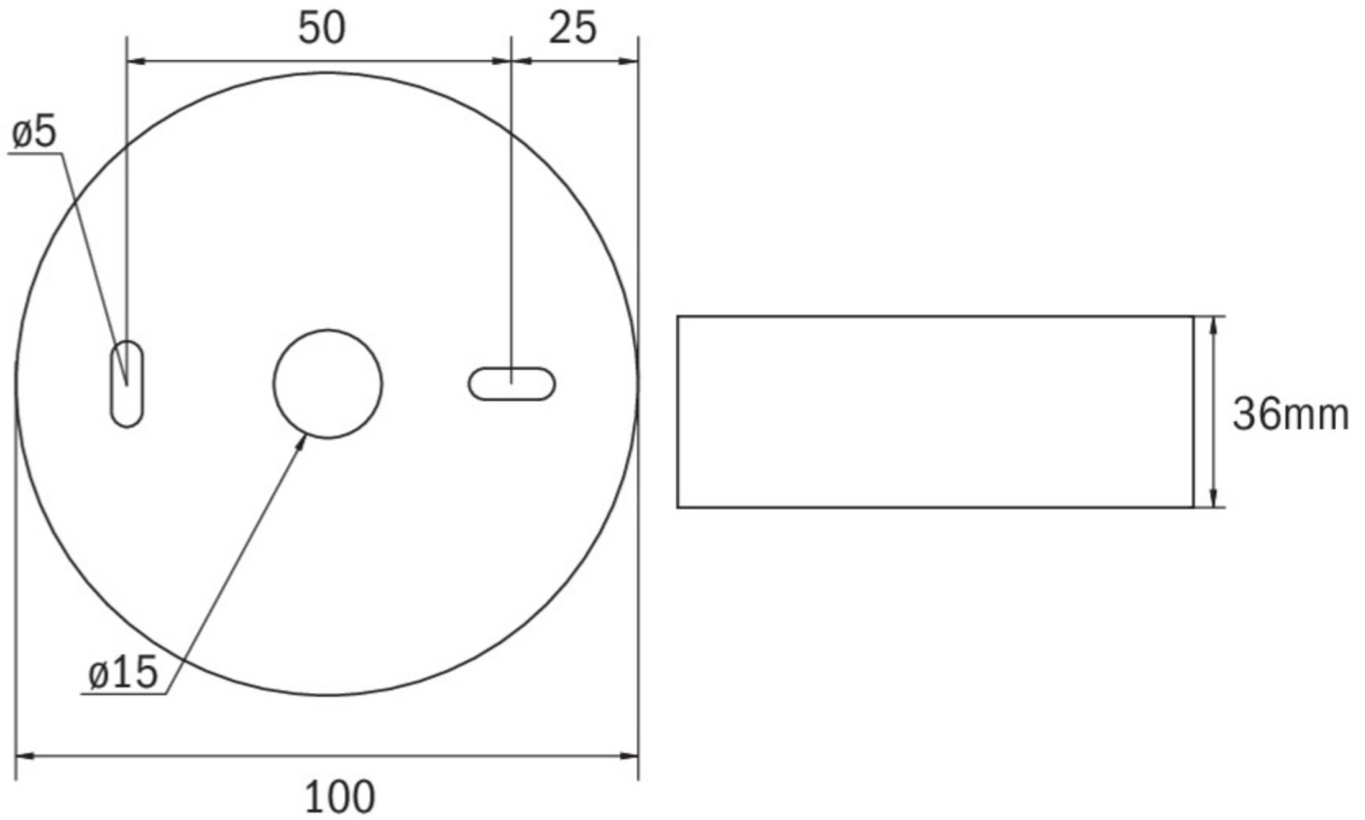
Luminaire type	Safety luminaire
Mounting	Recessed mounting
Pictograph	No
Illuminant	LED
Housing material	Plastic
Housing color	Black
Protection type (IP)	IP40
Impact resistance (IK)	≥ 3
Certification	WEEE, CE, TÜV Rheinland Type approved, ENEC



Insulation class	2
Supply	Single Battery
Monitoring	Wireless Professional (WL)
Bridging time	8 h
Battery	LiFePO4 3,2V V/3,3 Ah
Operating mode	Standby circuit / permanent circuit
Input voltageAC	230 V
Input frequency	50 / 60 Hz
Power max.	3,4 W
Power DS	2,3 W
Power BS	0,4 W
Ambient temperature DS	-5 °C - 40 °C
Ambient temperature BS	-5 °C - 40 °C
Height	36 mm
Diameter	100 mm
Weight	0.19
Weight incl. packaging	0.23
Connection cross-section	2.5 mm ²
Switching input	Yes
Emergency light blocking	No
Battery connection	Connector
Dimming function	Yes
Luminous flux mains	130 lm
Luminous flux emergency	125 lm
Customs tariff number	94056120
EAN	4260682155559



TECHNICAL DRAWING








ACCESSORY LIST

- ILD-APA-02 - IL surface-mounted adapter
- IL-IK10-AZ -
- IL-IK10-W -
- ILDE - Mounting frame
- ILB1 - IL top part
- ILB2 - IL top part
- BALLPLX-ILD - Wire mesh surround
- IL-IP65-K - Surface-mounted housing
- LSYS-B4 -
- LSYS-F4 -
- LSYS-R4 -
- LSYS-S4 -



RELATED PRODUCTS

Art.-No.	Image	Monitoring	Supply	Color	Investment	Automatic log	Maintenance level	Remote maintenance	max. luminaires	Single luminaire monitoring
ILD428WL-3P		Wireless Professional (WL)	Single battery	RAL 9003	€€	yes	low	yes	1,000 per system	central
ILD428WL-SW-3P		Wireless Professional (WL)	Single battery	RAL 9005	€€	yes	low	yes	1,000 per system	central
ILD428SC		SelfControl (SC)	Single battery	RAL 9003	€	no	high	no	unlimited	itself
ILD428SC-SW		SelfControl (SC)	Single battery	RAL 9005	€	no	high	no	unlimited	itself
ILD428WL		Wireless Professional (WL)	Single battery	RAL 9003	€€	yes	low	yes	1,000 per system	central

As of: 11.10.2024 - Subject to technical changes and errors.