



Art.-Nr: KCD019-IP64
Exit sign Centralised power supply systems
Recessed mounting, Without monitoring, CPS, 30 m, IP64,
Plastic, white

Slim convex plastic emergency exit sign luminaire for ceiling mounting.

Emergency exit sign luminaire with plug-in set of pictograms fitted on the inside without the use of solvents is supplied as standard. In accordance with DIN EN 60598-1, DIN EN 60598-2-22 and DIN EN 1838.

Pre-assembled with eye bolts for suspension.

The innovative integrated lens holder with a rapid fitting fixture permits the flexible use of various lens types. Using the right lens allows the distribution of light to be matched perfectly to the application and simplifies illumination which satisfies all relevant standards. A round lens and hall lens are supplied with every luminaire, allowing it to be adapted perfectly to the respective mounting situation. Other lenses, such as a spotlight lens, beam lens or H lens, are available as options.



More information

www.rp-group.com/en/item/KCD019-IP64



TECHNICAL DATA

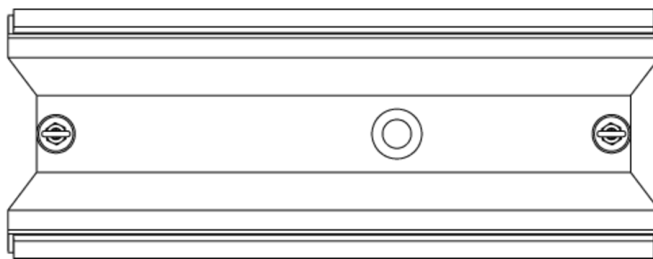
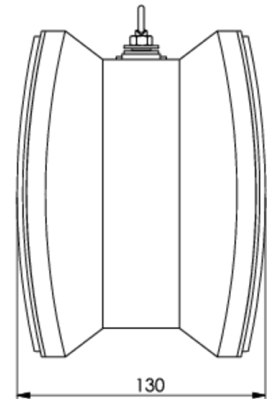
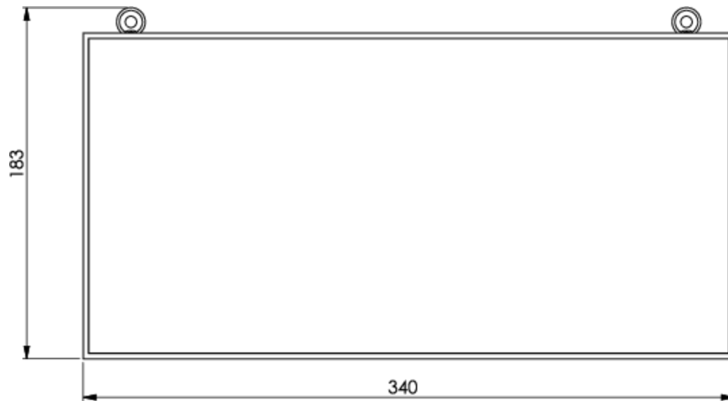
Luminaire type	Exit sign
Mounting	Recessed mounting
Recognition distance	30 m
Pictograph	Set
Illuminant	LED
Housing material	Plastic
Housing color	white
Protection type (IP)	IP64
Impact resistance (IK)	≥ 3
Certification	WEEE, CE, D-Sign, TÜV Rheinland Type approved, ENEC
Insulation class	1
Supply	Centralised power supply systems
Monitoring	Without monitoring
Bridging time	CPS
Battery	/



Operating mode	Permanent circuit
Input voltage AC	230 V
Input frequency	50 / 60 Hz
Input voltage DC	100-254 V
Power max.	4,5 W
Power DS	4,5 W
Power BS	0 W
Ambient temperature DS	-20 °C - 40 °C
Ambient temperature BS	-20 °C - 40 °C
Depth	90 mm
Width	340 mm
Height	170 mm
Weight	0.91
Weight incl. packaging	1.04
Connection cross-section	1.5 mm ²
Switching input	No
Emergency light blocking	No
Battery connection	No
Dimming function	No
Luminous flux mains	300 lm
Luminous flux emergency	300 lm
Customs tariff number	94056120
EAN	4260682147899



TECHNICAL DRAWING



ACCESSORY LIST

KCAWW - Wall bracket

RELATED PRODUCTS

Art.-No.	Image	Monitoring	Supply	Color	Investment	Automatic log	Maintenance level	Remote maintenance	max. luminaires	Single luminaire monitoring
KCD019ML-IP64		Central power supply (ML)	Central power supply	RAL 9003	€€€	Yes	low	Yes	1,920 per system	central

As of: 11.10.2024 - Subject to technical changes and errors.