



Art.-Nr: KCD019ML-IP64

Exit sign Centralised power supply systems

Recessed mounting, Central power supply (ML), CPS, 30 m, IP64, Plastic, white

Slightly curved high-grade exit sign and emergency luminaire in polycarbonate with chain eyes for cord or chain suspension. Signage with pluggable, solvent-free, internally mounted pictogram. Pictogram set included. This luminaire can be used without pictogram as an emergency lighting luminaire with a clear cover. Escape route/Exit sign/ emergency luminaire according to EN 60598-1, EN 60598-2-22 and EN 1838 norms.

Control and monitoring via central power supply system. The innovative integrated lens holder with a rapid fitting fixture permits the flexible use of various lens types. Using the right lens allows the distribution of light to be matched perfectly to the application and simplifies illumination which satisfies all relevant standards. A round lens and hall lens are supplied with every luminaire, allowing it to be adapted perfectly to the respective mounting situation. Other lenses, such as a spotlight lens, beam lens or H lens, are available as options.



More information

www.rp-group.com/en/item/KCD019ML-IP64



TECHNICAL DATA

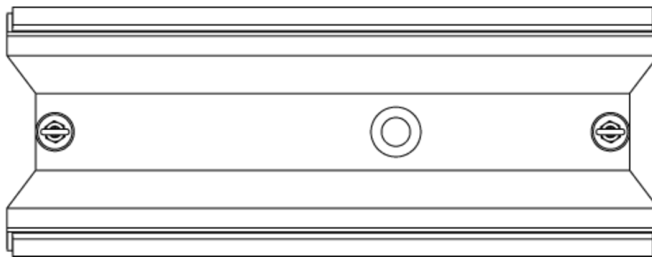
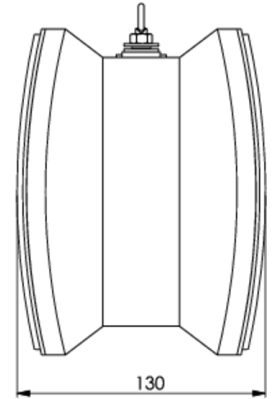
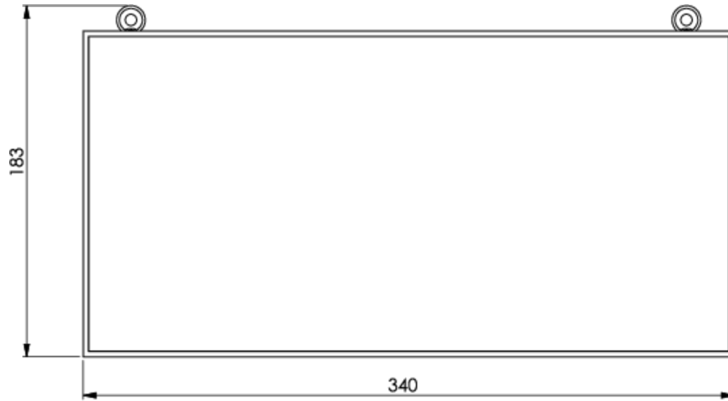
Luminaire type	Exit sign
Mounting	Recessed mounting
Recognition distance	30 m
Pictograph	Set
Illuminant	LED
Housing material	Plastic
Housing color	white
Protection type (IP)	IP64
Impact resistance (IK)	≥ 3
Certification	WEEE, CE, D-Sign, TÜV Rheinland Type approved, ENEC
Insulation class	1
Supply	Centralised power supply systems
Monitoring	Central power supply (ML)
Bridging time	CPS
Battery	/



Operating mode	single luminaire switching
Input voltageAC	230 V
Input frequency	50 / 60 Hz
Input voltage DC	216 V
Power max.	5,2 W
Power DS	5,2 W
Power BS	1,1 W
Ambient temperature DS	-20 °C - 40 °C
Ambient temperature BS	-20 °C - 40 °C
Depth	90 mm
Width	340 mm
Height	170 mm
Weight	0.94
Weight incl. packaging	1.07
Connection cross-section	2.5 mm ²
Switching input	Yes
Emergency light blocking	No
Battery connection	No
Dimming function	Yes
Luminous flux mains	300 lm
Luminous flux emergency	300 lm
Customs tariff number	94056120
EAN	4260682147905



TECHNICAL DRAWING



ACCESSORY LIST

WKL - Eye bolts

RELATED PRODUCTS

Art.-No.	Image	Monitoring	Supply	Color	Investment	Automatic log	Maintenance level	Remote maintenance	max. luminaires	Single luminaire monitoring
KCD019-IP64		Without monitoring		RAL 9003						

As of: 11.10.2024 - Subject to technical changes and errors.