



Art.-Nr: KCD413SC

Exit sign Supply

Recessed mounting, SelfControl (SC), 3 h, 30 m, IP40, Plastic, white

Slim convex plastic emergency exit sign luminaire for ceiling mounting. Suited to inscription on one or two sides. The plug-in set of pictograms is fitted on the inside without the use of solvents.

Automatic monitoring of safety luminaire with SelfControl. The innovative integrated lens holder with a rapid fitting fixture permits the flexible use of various lens types. Using the right lens allows the distribution of light to be matched perfectly to the application and simplifies illumination which satisfies all relevant standards. A round lens and hall lens are supplied with every luminaire, allowing it to be adapted perfectly to the respective mounting situation. Other lenses, such as a spotlight lens, beam lens or H lens, are available as options.



More information

www.rp-group.com/en/item/KCD413SC



TECHNICAL DATA

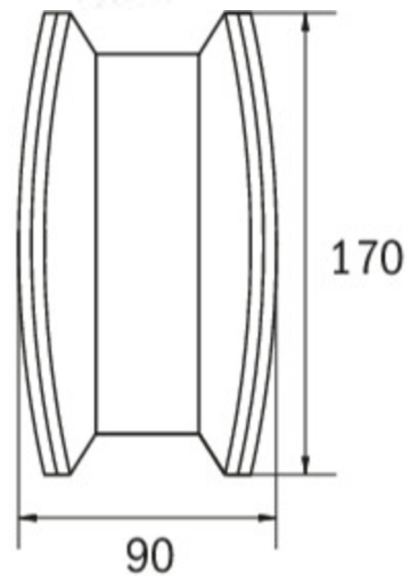
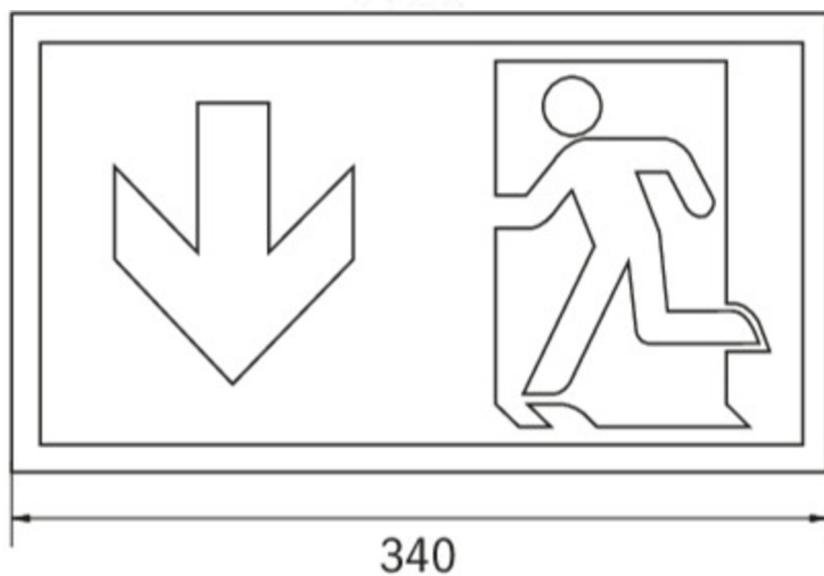
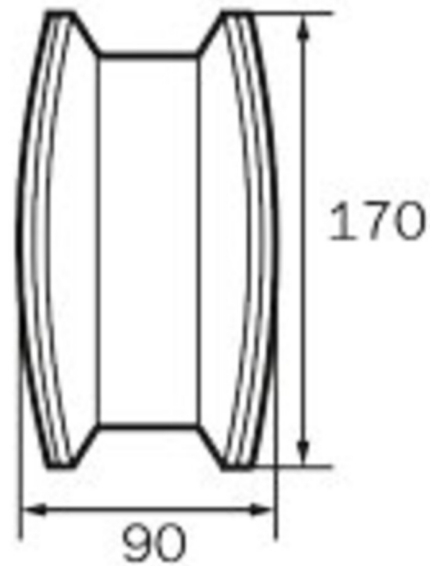
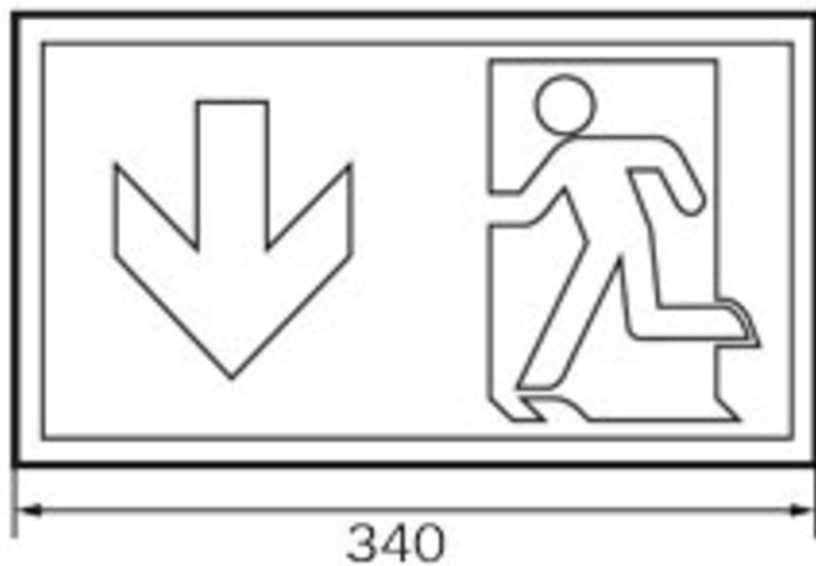
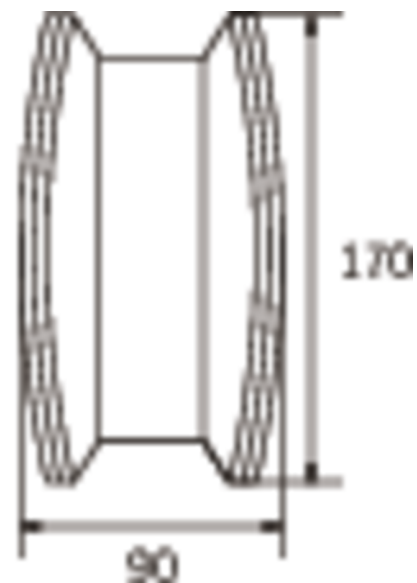
Luminaire type	Exit sign
Mounting	Recessed mounting
Recognition distance	30 m
Pictograph	Set
Illuminant	LED
Housing material	Plastic
Housing color	white
Protection type (IP)	IP40
Impact resistance (IK)	≥ 3
Certification	WEEE, CE, D-Sign
Insulation class	1
Monitoring	SelfControl (SC)
Bridging time	3 h
Battery	LiFePO4 6,4 V/1,6 Ah
Power max.	4,1 W
Power DS	3,3 W
Power BS	0,4 W



Ambient temperature DS	-5 °C - 40 °C
Ambient temperature BS	-5 °C - 40 °C
Depth	90 mm
Width	340 mm
Height	170 mm
Weight	1.03
Weight incl. packaging	1.14
Luminous flux mains	190 lm
Luminous flux emergency	190 lm
Customs tariff number	94056120
EAN	4260766553547



TECHNICAL DRAWING





ACCESSORY LIST

KCAWW - Wall bracket

DSA - Wire suspension

2PW-EB - Pendant

WKL - Eye bolts

As of: 11.10.2024 - Subject to technical changes and errors.