



**Art.-Nr: WER029**

### **(ERT) Emergency route lighting**

LED emergency luminaire for wall installation and for the lighting of escape and rescue routes according to DIN EN 60598-1, DIN EN 60598-2-22 and DIN EN 1838. This recessed luminaire is designed for installation in conventional jacks. The mounting frame can be aligned with the jack. The zinc-aluminum cover is locked without externally visible fastening. Through the status LED which is incorporated in the lens the harmony of the housing is not interrupted.



[More information](#)



#### **TECHNICAL DATA**

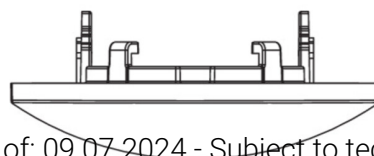
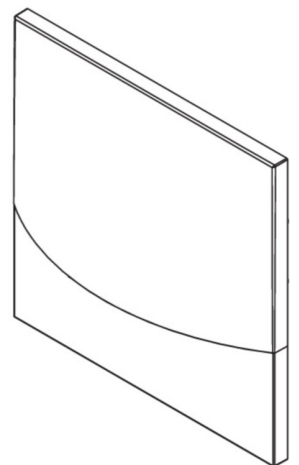
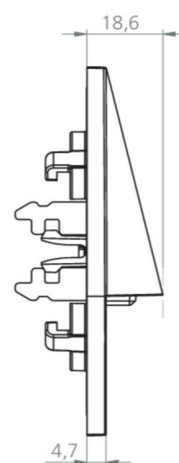
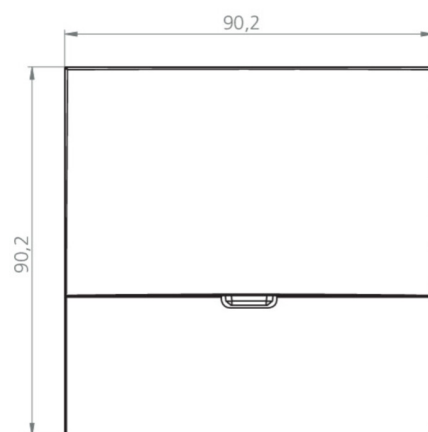
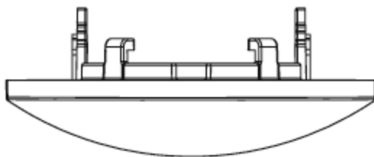
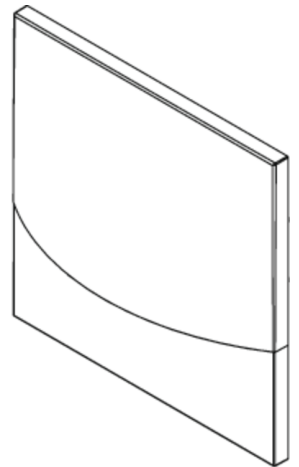
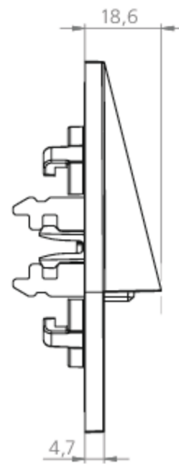
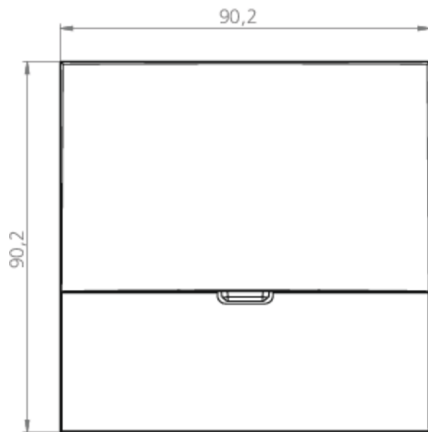
Luminaire type	Safety luminaire
Mounting	Recessed wall mounting
Pictograph	No
Illuminant	LED
Housing material	Zinc die-cast
Housing color	white
Protection type (IP)	IP20
Impact resistance (IK)	≥ 3
Certification	WEEE, CE
Insulation class	2
Supply	Centralised power supply systems
Monitoring	CPS
Bridging time	CPS
Operating mode	Permanent circuit
Input voltageAC	230 V
Input frequency	50 / 60 Hz



Input voltage DC	100-254 V
Power max.	1,9 W
Power DS	1,9 W
Power BS	0 W
Depth	90 mm
Width	19 mm
Height	90 mm
Installation dimensions Diameter	68 mm
Weight	0.3
Weight incl. packaging	0.33
Connection cross-section	1.5 mm <sup>2</sup>
Switching input	No
Emergency light blocking	No
Battery connection	No
Dimming function	No
Luminous flux mains	140 lm
Luminous flux emergency	140 lm
Customs tariff number	94056180
Country of origin	DEUTSCHLAND
EAN	4260581710873



## TECHNICAL DRAWING



As of: 09.07.2024 - Subject to technical changes and errors.