



**Art.-Nr: WHGD411WL**  
**Exit sign Single Battery**  
**Recessed mounting, Wireless Professional (WL), 1 h, 50m,**  
**IP65, Plastic, white**

Modern emergency exit sign cube luminaire for identifying escape and emergency routes with easy-to-mount bayonet catch. It can be mounted straight onto the ceiling or suspended using the appropriate accessories.

The cube shape means that this plastic luminaire is easily recognisable from four sides. Ideal for use where routes intersect, e.g. in large stores with aisles.

Wireless central control and monitoring for large installations of up to 50,000 luminaires with Wireless Professional. Planning certainty is provided by printed pictograms, determined on the basis of logic. The pictograms used correspond to DIN ISO 7010 (arrow to the right, left and down).



More information

[www.rp-group.com/en/item/WHGD411WL](http://www.rp-group.com/en/item/WHGD411WL)



## TECHNICAL DATA

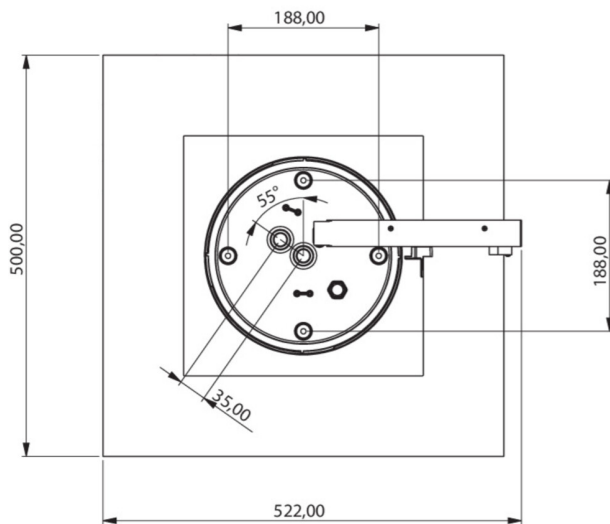
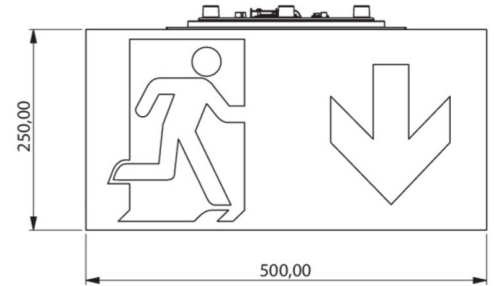

Luminaire type	Exit sign
Mounting	Recessed mounting
Recognition distance	50m
Pictograph	Set
Illuminant	LED
Housing material	Plastic
Housing color	white
Protection type (IP)	IP65
Impact resistance (IK)	≥ 3
Certification	CE, WEEE, D-Sign
Insulation class	2
Supply	Single Battery
Monitoring	Wireless Professional (WL)
Bridging time	1 h
Battery	LiFePO4 6,4 V/1,2 Ah
Operating mode	Standby circuit / permanent circuit
Input voltageAC	230 V



Input frequency	50 Hz
Power max.	7,5 W
Power DS	5,7 W
Power BS	0,8 W
Depth	500 mm
Width	522 mm
Height	280 mm
Weight	4.37
Weight incl. packaging	5
Connection cross-section	2.5 mm <sup>2</sup>
Switching input	Yes
Emergency light blocking	Yes
Battery connection	Connector
Dimming function	Yes
Luminous flux mains	250 lm
Luminous flux emergency	520 lm
Customs tariff number	94056180
EAN	4260682146502



## TECHNICAL DRAWING



## ACCESSORY LIST

DSA-Y4M - Wire suspension

DSA-Y4M-APA - Wire suspension

WKO -

As of: 11.10.2024 - Subject to technical changes and errors.